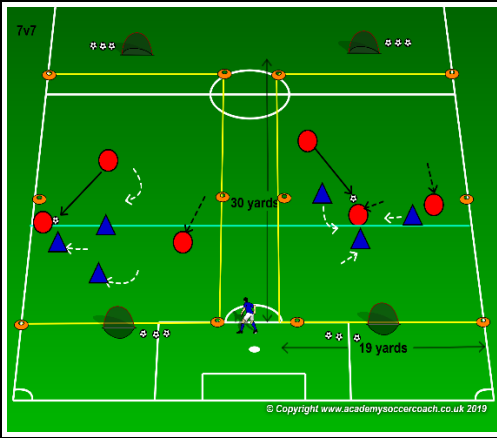




<b>GOAL:</b>	Improve preventing the opponent from building up and creating scoring chances in our half - 1
<b>PLAYER ACTIONS</b>	Protect the goal, Make it and Keep it compact, Pressure, Cover & Balance
<b>KEY QUALITIES</b>	Read the game, Be pro-active, Focus
<b>MOMENT</b>	<b>Defending</b>

<b>AGE GROUP</b>	9U-10U
	7v7

**1st PLAY PHASE (Intentional Free Play): 3v3 to Goal** | DURATION: 20 min --- INTERVALS: 4 --- ACTIVITY: 4 min --- REST: 1 min



**OBJECTIVE:** Deny penetration to prevent scoring chances.

**PLAYER ACTIONS:** Protect the goal, Make it and Keep it compact.

**ORGANIZATION:** In a 7v7 field set up two 19Wx30L fields with a small goal at each end. Play 1v1, 2v1, up to 3v3. Play 4 rounds for a total of 20 minutes. Play with kick-ins and dribble-ins when the ball goes out of bounds.

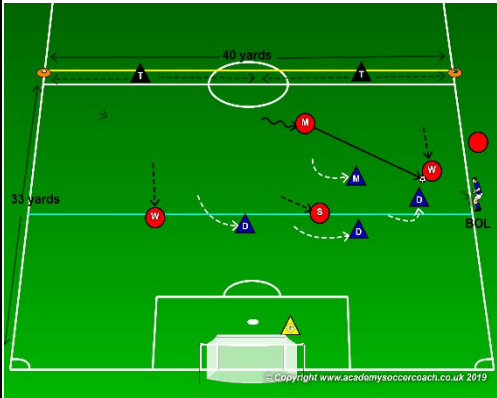
**KEY WORDS:** Block the way, Press, Close the openings.

**GUIDED QUESTIONS:** 1. How can we prevent the ball from moving forward? 2. Who should press the attacker with the ball? 3. What can we do to close the openings?

**ANSWERS:** 1. Block the way forward to protect the goal - 2. The defenders closest to the ball - 3. We need to make it and keep it compact to close the openings.

**Note** – First break, the coach asks questions to the players, players do not answer them but play to discover the answers. Second break, the coach asks questions and players will answer them.

**PRACTICE (Core Activity): 5v4 to Goal & Target Players** | DURATION: 20 min --- INTERVALS: 3 --- ACTIVITY: 5 min --- REST: 1.5 min



**OBJECTIVE:** Deny penetration to prevent scoring chances and regain the ball.

**PLAYER ACTIONS:** Protect the goal, Make it and keep it compact, Pressure, cover and balance.

**ORGANIZATION:** In the defending half of a 7v7 field, set up a 40Wx33L field with a regular goal and two target players in a 3-yard zone. The 4 Blue defenders score by passing to either target player, Red team scores in the regular goal. Play with the build out line. Rotate players every round.

**KEY WORDS:** Block the way, Press, Close the openings.

**GUIDED QUESTIONS:** 1. Who presses the ball and blocks the way forward? 2. Why do we need to get compact and keep it compact? 3. What do the other defenders do to help the pressing defender?

**ANSWERS:** 1. The closest defender to the ball. - 2. To close any openings to goal - 3. They provide defensive cover and balance.

**Note:** Switch to the Less Challenging activity if it is too difficult or to the More Challenging if it is too easy.

**PRACTICE (Less Challenging): 5v3 to Goal & Target Players** | DURATION: 20 min --- INTERVALS: 4 --- ACTIVITY: 4 min --- REST: 1 min



**OBJECTIVE:** Deny penetration to prevent scoring chances and regain the ball.

**PLAYER ACTIONS:** Protect the goal, Make it and keep it compact, Pressure, cover and balance.

**ORGANIZATION:** In the defending half of a 7v7 field, set up a 40Wx33L field with a regular goal and two target players in a 3-yard zone. The 4 Blue defenders score by passing to either target player, Red team scores in the regular goal. Play with the build out line. Rotate players every round.

**KEY WORDS:** Block the way, Press, Close the openings.

**GUIDED QUESTIONS:** 1. Who presses the ball and blocks the way forward? 2. Why do we need to get compact and keep it compact? 3. What do the other defenders do to help the pressing defender?

**ANSWERS:** 1. The closest defender to the ball. - 2. To close any openings to goal - 3. They provide defensive cover and balance.

**Note:** Switch to this activity if the Core is too difficult for the players.

**PRACTICE (More Challenging): 5v5 to Goal & Target Players** | DURATION: 20 min --- INTERVALS: 3 --- ACTIVITY: 5 min --- REST: 1.5 min



**OBJECTIVE:** Deny penetration to prevent scoring chances and regain the ball.

**PLAYER ACTIONS:** Protect the goal, Make it and keep it compact, Pressure, cover and balance.

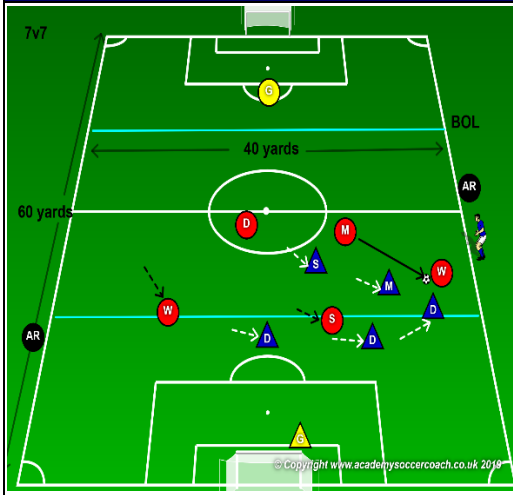
**ORGANIZATION:** In the defending half of a 7v7 field, set up a 40Wx33L field with a regular goal and two target players in a 3-yard zone. The 4 Blue defenders score by passing to either target player, Red team scores in the regular goal. Play with the build out line. Rotate players every round.

**KEY WORDS:** Block The way, Press, Close the openings.

**GUIDED QUESTIONS:** 1. Who presses the ball and blocks the way forward? 2. Why do we need to get compact and keep it compact? 3. What do the other defenders do to help the pressing defender?

**ANSWERS:** 1. The closest defender to the ball. - 2. To close any openings to goal - 3. They provide defensive cover and balance.

**Note:** Switch to this activity if the Core is too easy for the players.



**OBJECTIVE:** Deny penetration to prevent scoring chances and regain the ball.

**PLAYER ACTIONS:** Protect the goal, Make it and keep it compact, Pressure, cover and balance.

**ORGANIZATION:** In a 7v7 field (40Wx60L) play 6v6. The Blue will play in a 1-3-1-1 formation and the Red team will play in a 1-1-3-1 formation.

**KEY WORDS:** Block The way, Press, Close the openings.

**GUIDED QUESTIONS:** 1. Who presses the ball and blocks the way forward? 2. Why do we need to get compact and keep it compact? 3. What do the other defenders do to help the pressing defender?

**ANSWERS:** 1. The closest defender to the ball. - 2. To close any openings to goal - 3. They provide defensive cover and balance.

**Note:** All Laws of the game and US Soccer Player Development Initiatives (PDI) are in effect.

### Five Elements of a Training Activity

1. **Organized:** Is the activity organized in the right way?

2. **Game-like:** Is the activity game-like?

3. **Repetition:** Is there repetition, when looking at the overall goal of the training session?

4. **Challenging:** Are the players being challenged? (Is the right balance between being successful and unsuccessful?)

5. **Coaching:** Is there coaching based on the age and level of the players?

### Training Session Self-Reflection Questions

1. How did you do in achieving the goal of the training session?

2. What did you do well?

3. What could you do better?